



Climate report

2021-2022

S T I F S T I N E T I N Z O N E C O N T E N T S

01.

Introduction

02.

Texrep GHG accounting

03.

Scope 1 emissions

04.

Scope 2 emissions

05.

Summary & actions

Method

Texrep's accounting and reporting of greenhouse gas emissions is made in accordance with the GHG-protocol (GHG Protocol), an international standard used by governments, companies and organizations as a tool to understand, quantify and handle emissions of greenhouse gases.

Principles

The standard is built upon the following five principles:

1. **Relevance:** GHG inventories must contain information that internal and external users need for decision making
2. **Completeness:** Make a good faith effort to provide a complete, accurate, and consistent accounting of emissions.
3. **Consistency:** Comparable data needed to track emissions over time.
4. **Transparency:** Disclose emissions info clearly, factually and neutrally.
5. **Accuracy:** Data should be credible enough to use in decision making.

GHG Protocol scopes

The GHG Protocol has defined three different scopes for accounting and reporting:

- **Scope 1:** Direct emissions from own or controlled sources such as boilers, furnaces and vehicles.
- **Scope 2:** Indirect emissions from the generation of purchased energy consumed by the company.
- **Scope 3:** Other indirect GHG emissions up- and downstream in the value chain.

TEXREP GHG ACCOUNTING

Consolidation method

The GHG protocol allows for two different consolidation methods: financial control and operational control. Texrep uses operational control, which means that the delineation of emissions attributed to the reporting the company is based on its control over the respective business activity.

System boundaries

Texrep has started measuring and accounting emissions from scope 1 and 2 with the system boundaries below:

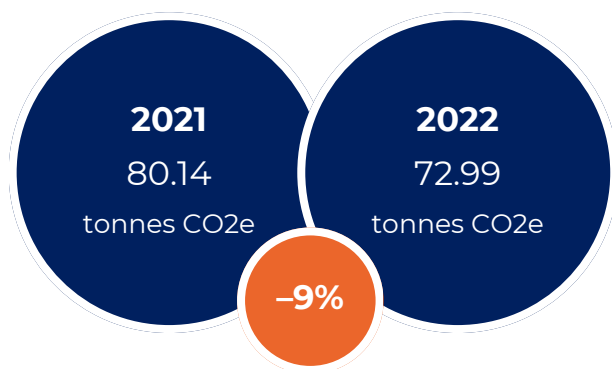
Scope 1

- Owned/leased vehicles
- Other assets that are owned/leased

Scope 2

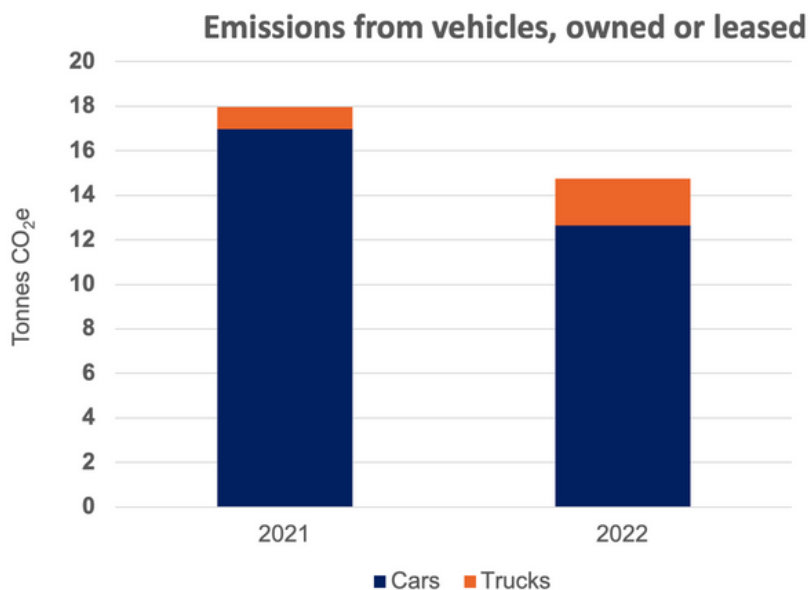
- Electricity
- District heating
- Other purchases of energy

Total emissions from scope 1 and 2

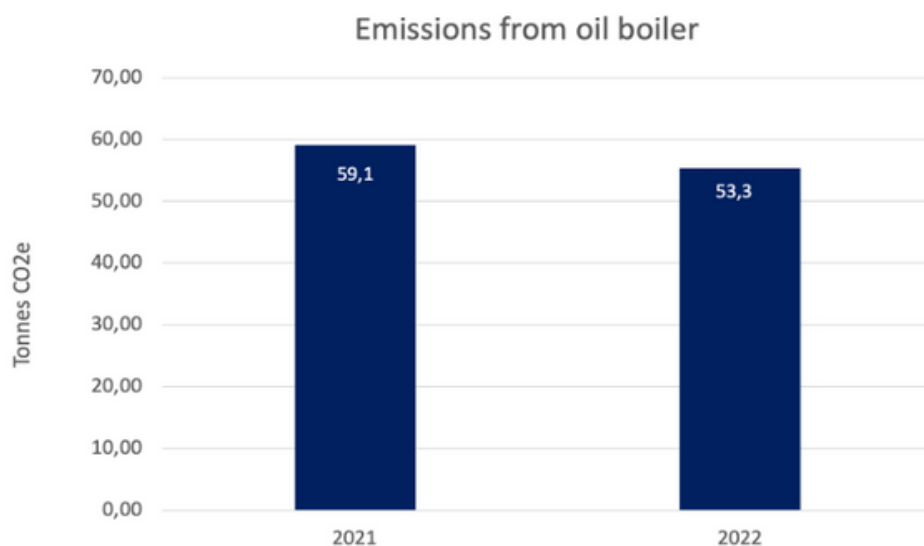
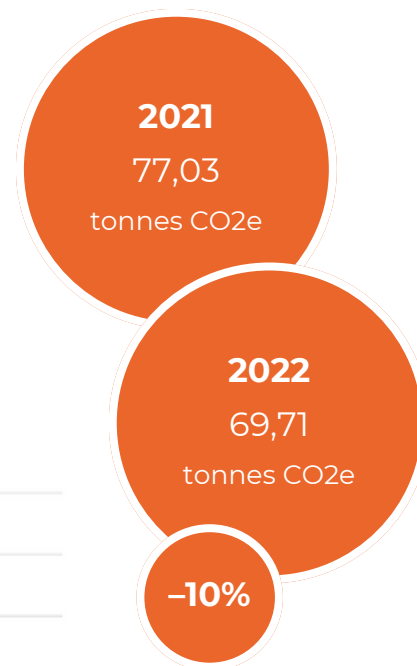


SCOPE 1 EMISSIONS

The figure below presents the total emissions for scope 1 as well as the distribution. Texrep has reported five personal cars (diesel) and one truck (diesel) - the same vehicles both 2021 and 2022. While the mileage was 28% lower for the cars in 2022 than in 2021, the mileage for the truck was 213% higher in 2022 than in 2021.

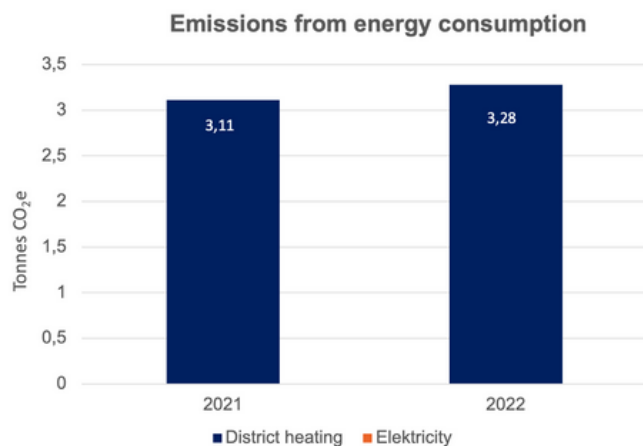
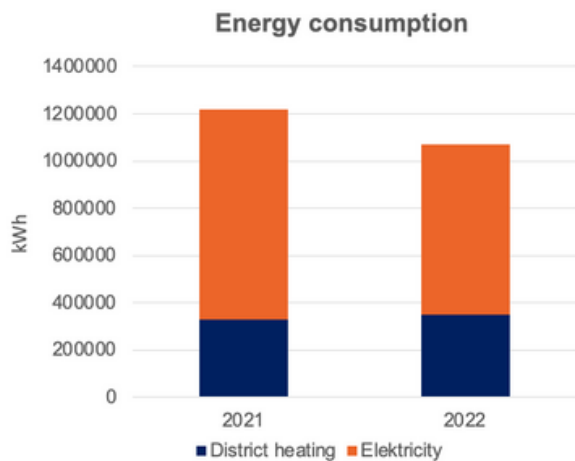


Total emissions from scope 1

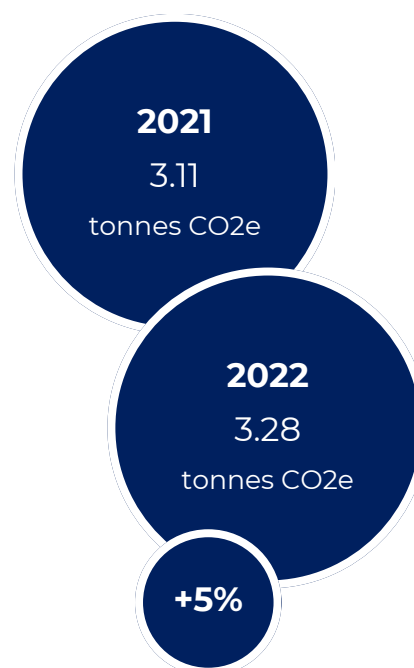


SCOPE 2 EMISSIONS

The figure below presents the energy consumption in kWh for 2021 and 2022 as well as the emissions from the energy used. There was a slight increase (5,6%) of district heating consumption during 2022. As the electricity from Vattenfall is 100% hydroelectric, this increase represents the full increase of scope 2 emissions for Texrep. in 2022



Total emissions from scope 1



IN SUMMARY, SCOPE 1 & 2

	Tonnes of CO2e	
	2021	2022
Scope 1		
Company cars	16.96	12.65
Trucks	1	2,11
Oil boiler	59.08	53.33
Scope 2		
District heating	3.11	3.28
Electricity	0	0
Total	80.14	72.99

ACTIONS 2023

During 2023, this is our action plan:

- Convert lightening in all Texrep premises to LED.
- Evaluate our car fleet.
- Exchange an energy-demanding finishing machine for a new, energy-efficient machine.
- Review our shipments to and from the company and evaluate if shorter transports can be made with our own truck and thereby lower the emissions.
- Reduce the indoor temperature by two degrees.
- Investment new air source heat pumps in the offices.
- Streamline energy-intensive production equipment

CONTACT

Texrep AB

Magnus Wahlgren

+46 (0)722-380 223 magnus.wahlgren@texrep.se

<https://www.texrep.se>

Address: Holsljungavägen 9 512 60 Överlida, Sweden